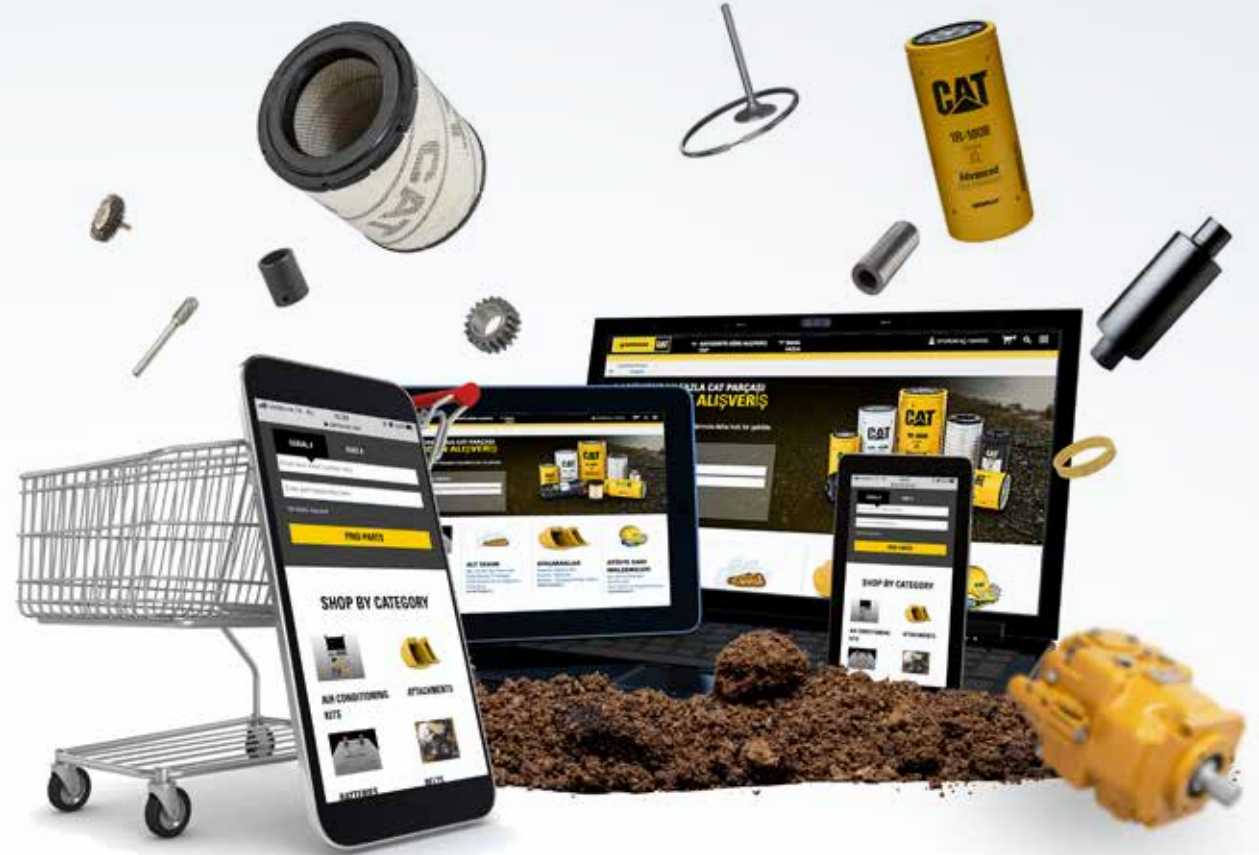


ONLINE SHOPPING IS NOW IN BORUSAN CAT!

**WITH ONE
CLICK,
YOU CAN REACH
1.4 MILLION
SPARE PARTS!**

PARTS.CAT.COM

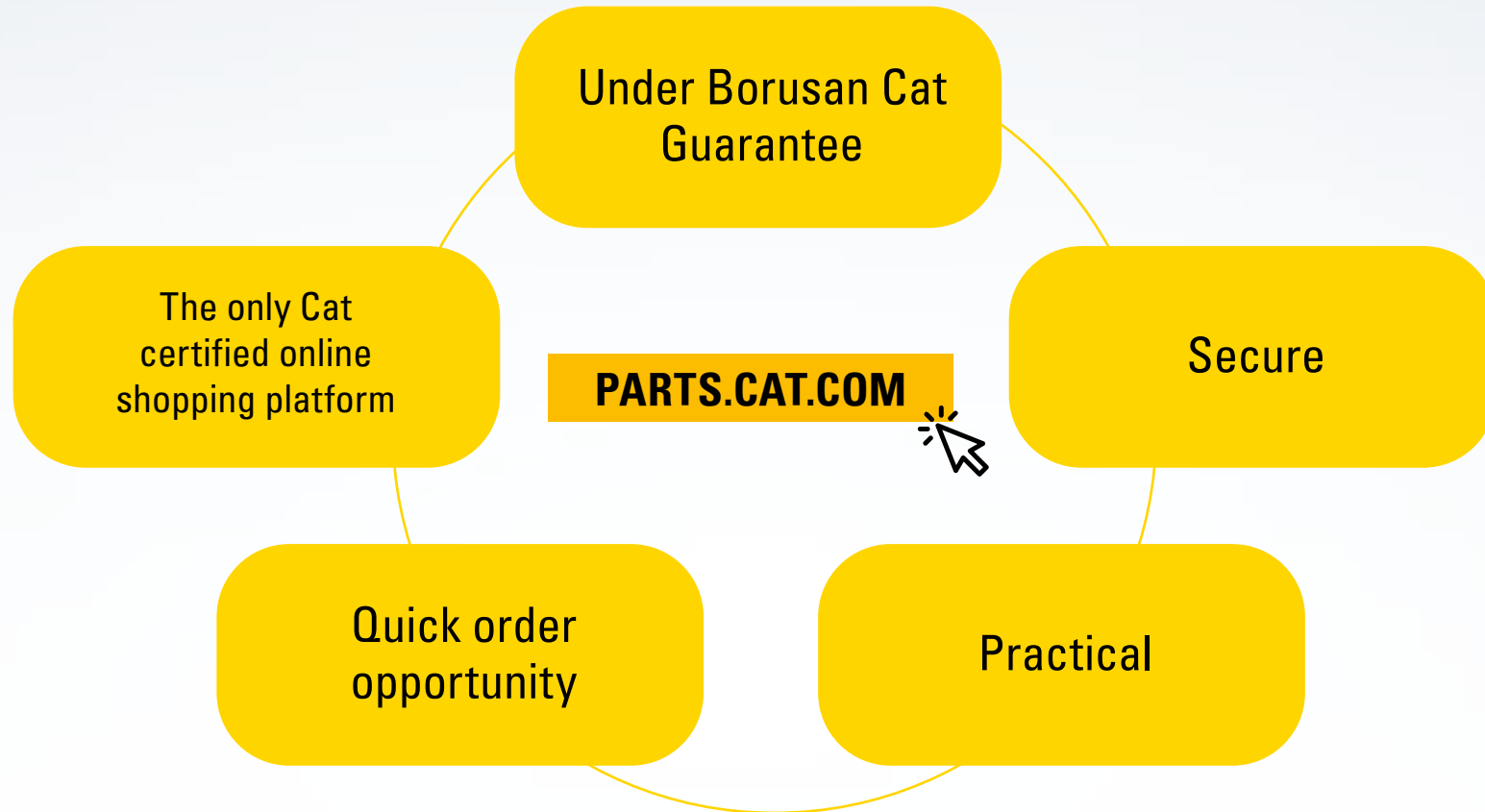


Now come to **PARTS.CAT.COM** website, display over 1.4 million original CAT spare parts whenever you want and place your order.

 **BORUSAN**



Why parts.cat.com?




STEPS FOR PRACTICAL USAGE



In this document, parts.cat.com order generation steps are shortly provided to your information.
Usage steps consist of basic information for you to place your orders online.

As you may observe when you examine the site, parts.cat.com is an online shopping platform
that provides a variety of information from technical information about the spare
parts to which machines those could be used on.

CREATING AN ACCOUNT / SIGNING IN



The screenshot shows the parts.cat.com website interface. At the top, there is a navigation bar with the CAT logo, a menu with 'CATEGORIES', 'SIS', 'QUICK ORDER', 'PARTS MANUALS', and 'MORE', and user options for 'Add Location', 'Sign in or register', a shopping cart, and a grid icon. The main banner features the text 'SHOP MORE THAN 1.4 MILLION CAT PARTS'. Below the banner is a search bar with the placeholder 'Enter part #, keyword, etc.'. A modal window titled 'SIGN IN / REGISTER' is open in the center, containing fields for 'USERNAME:' and 'PASSWORD:', each with a 'Forgot' link. The modal has a 'SIGN IN' button and a 'CREATE ACCOUNT' button. A yellow callout bubble points to the modal with the text: 'When you sign in to the parts.cat.com page, you will reach this window by using the SIGN IN / REGISTER tab in the upper right corner. If you have not registered before, you can quickly get your personal username and password from the CREATE ACCOUNT tab.' At the bottom of the page, there is a banner that says 'NEW! SAVE & STORE YOUR EQUIPMENT TO FIND THE RIGHT PARTS. [LEARN MORE](#)' and a 'SHOP BY CATEGORY' section.

SIGN IN / REGISTER ✕

USERNAME:

[Forgot Username?](#)

PASSWORD:

[Forgot Password?](#)

SIGN IN

Don't have an account?

CREATE ACCOUNT

When you sign in to the parts.cat.com page, you will reach this window by using the SIGN IN / REGISTER tab in the upper right corner. If you have not registered before, you can quickly get your personal username and password from the CREATE ACCOUNT tab.

Search: Enter part #, keyword, etc.

NEW! SAVE & STORE YOUR EQUIPMENT TO FIND THE RIGHT PARTS. [LEARN MORE](#)

SHOP BY CATEGORY

LIVE SUPPORT OPPORTUNITY



▼ CATEGORIES SIS QUICK ORDER PARTS MANUALS ▼ MORE

📍 Add Location

👤 Sign in or register



SHOP MORE THAN
1.4 MILLION
CAT PARTS



Search

Enter part #, keyword, etc.



Filter results for:

+ ADD EQUIP

You can connect to LIVE SUPPORT using the CHAT button. You can get instant help for any problem you face during your online shopping.

NEW! SAVE & STORE YOUR EQUIPMENT TO FIND THE RIGHT PARTS. [LEARN MORE](#)


SHOP BY CATEGORY

CHAT

 **BORUSAN**



STEPS FOR SPARE PARTS SEARCH



You can access the stock and price information of all the parts you are looking for after logging in. You can order spare parts in 3 different ways.

Search

Enter part #, keyword, etc.



Filter results for:

+ ADD EQUIPMENT

NEW! SAVE

HOW TO FIND THE RIGHT PARTS.

1

2

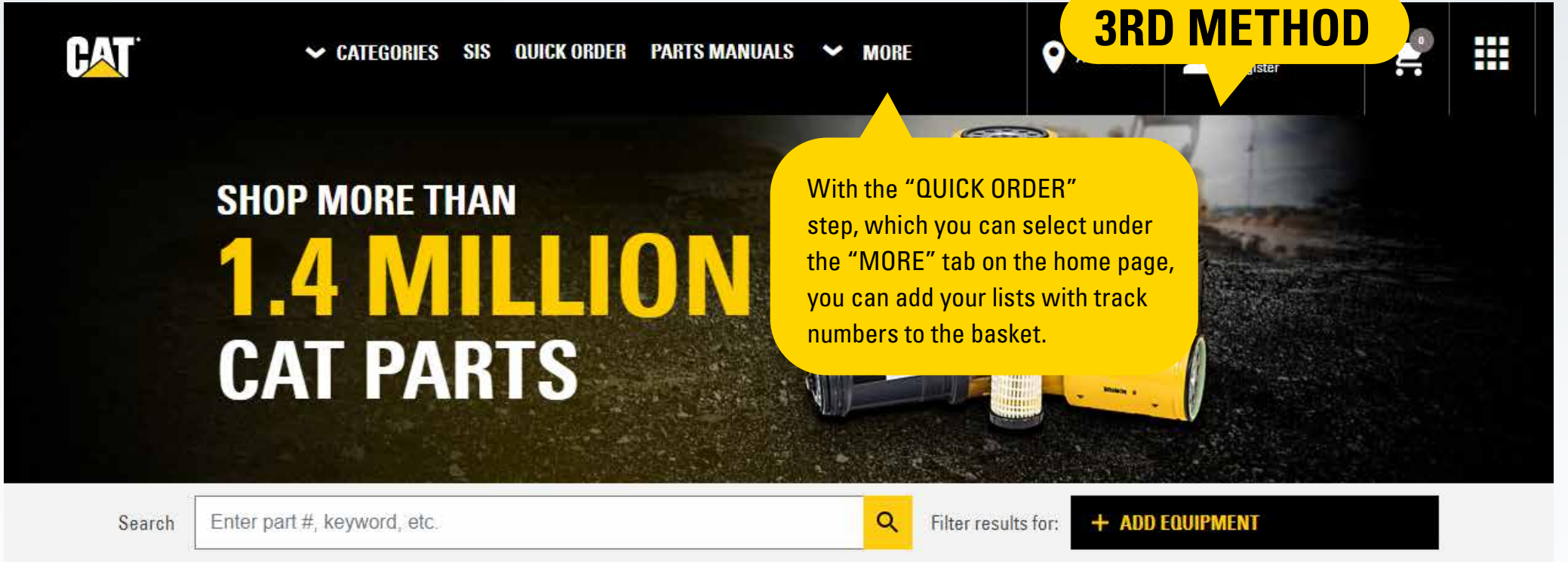
METHOD 1: You can add the item you want to the cart by typing the track number.

METHOD 2: By typing the description of the part you want, you can directly access that product group. (Example description: FILTER)

CATEGORY

You can select your machine model from this area in order to be sure that the spare parts you are looking for are compatible with your machine. (Equipment selection steps will be detailed on the following pages.)

SPARE PARTS SEARCH STEPS



The screenshot shows the CAT website homepage. The top navigation bar includes the CAT logo, a dropdown menu for 'CATEGORIES', 'SIS', 'QUICK ORDER', 'PARTS MANUALS', and a 'MORE' tab. A yellow callout bubble points to the 'MORE' tab with the text '3RD METHOD'. Below the navigation bar, a large banner features the text 'SHOP MORE THAN 1.4 MILLION CAT PARTS'. A yellow callout bubble points to the 'QUICK ORDER' step in the banner with the text: 'With the “QUICK ORDER” step, which you can select under the “MORE” tab on the home page, you can add your lists with track numbers to the basket.' Below the banner is a search bar with the placeholder text 'Enter part #, keyword, etc.' and a magnifying glass icon. To the right of the search bar is a 'Filter results for:' dropdown menu and a '+ ADD EQUIPMENT' button.

3RD METHOD

With the “QUICK ORDER” step, which you can select under the “MORE” tab on the home page, you can add your lists with track numbers to the basket.

Search Enter part #, keyword, etc. Filter results for: + ADD EQUIPMENT

NEW! SAVE & STORE YOUR EQUIPMENT TO FIND THE RIGHT PARTS. [LEARN MORE](#)

SHOP BY CATEGORY

Bu adımdan sonra yönlendirileceğiniz ekran bir sonraki sayfada gösterilmiştir.

SPARE PARTS SEARCH STEPS

3RD METHOD

QUICK ORDER


 Import parts from a spreadsheet (.csv, .xls, .xlsx) | Import parts from a Saved List

* Quantity	* Item Number	Serial Number	Line Item Note	Customer Part Number	Customer Item Number
<input type="text"/>	<input type="text"/>	<input type="text"/>	<input type="text"/>	<input type="text"/>	<input type="text"/>
<input type="text"/>	<input type="text"/>	<input type="text"/>	<input type="text"/>	<input type="text"/>	<input type="text"/>

[+ Add More Lines](#) [Clear All](#)

[ADD TO CART](#) [ADD TO CART AND CHECKOUT](#)

It is sufficient to fill in "Quantity" and "Part Number" lines from the columns on the FAST ORDER screen. You can increase the number of lines by using the "Add more items" option.

UPLOAD A SPREADSHEET

If you have a spreadsheet of up to 180 part numbers, please use the form below to upload it and add those parts to your order.

 [View a sample CSV](#) | [View a sample XLS](#)

CHOOSE FILE

No file chosen

UPLOAD

CANCEL

When you select the tab in the red frame on the page above, this window will appear. You can upload your batch lists with extra spare part numbers to the system at once, using the **UPLOAD FILE** option. It is sufficient to have your part list saved on your computer as an Excel file consisting of 2 columns with Quantity and Part Number respectively.

EQUIPMENT SELECTION STEPS

SHOP MORE THAN

1.4 MILLION
CAT PARTS



Search

Enter part #, keyword, etc.



Filter results for:

SELECT EQUIPMENT



NEW! SAVE & STORE YOUR EQUIPMENT TO FIND THE RIGHT PARTS. [LEARN MORE](#)

SELECT

ADD EQUIPMENT

SHOP BY

You can permanently save your equipment in your machine park to your account with the "Add Equipment" step on the Select Equipment button.

CHAT

EQUIPMENT SELECTION STEPS

On In this window that appears with the “Add Equipment” option, write the full serial number of the machine you want to add.



ADD EQUIPMENT

Enter Cat® Model or serial number to find equipment




[FIND MY SERIAL >](#)





[FIND MY MODEL >](#)

Please note: Fitment information is not available for all Cat equipment. If you need fitment information on telehandlers, forklifts or older equipment, you may need to consult your dealer. Add equipment only supports Cat equipment.

EQUIPMENT SELECTION STEPS

Amur Machinery 

▼ CATEGORIES SIS QUICK ORDER PARTS MANUALS ▼ MORE

 Khabarovsk stock  Интернет Магазин DCN: #SM0009271  

SHOP MORE

14M

By typing the full serial number, you can permanently save your equipment that you have already been chosen in the system.

Search Enter part #, keyword

NEW! SAVE &

SAVE EQUIPMENT

MODEL

336D L HYDRAULIC EXCAVATOR

ASSET ID/ NICKNAME (Optional)

SERIAL NUMBER [FIND MY SERIAL >](#)

☐ SHARE EQUIPMENT WITH DEALER

[More details](#)

SAVE EQUIPMENT

ME

LEARN MORE

SHOP BY CATEGORY

EQUIPMENT SELECTION STEPS

The screenshot shows the top navigation bar of the Amur Machinery website. It includes the Amur Machinery and CAT logos, a menu with 'CATEGORIES', 'SIS', 'QUICK ORDER', 'PARTS MANUALS', and 'MORE', a location indicator for 'Khabarovsk stock', a user profile icon with 'Интернет Магазин DCN: #SM0009271', a shopping cart icon with a '1' badge, and a grid icon. Below the navigation bar is a large banner with the text 'SHOP MORE THAN 1.4 MILLION CAT PARTS' in large yellow and white letters. To the right of the text is an image of various CAT oil filters. Below the banner is a search bar with the placeholder text 'Enter part #, keyword, etc.' and a magnifying glass icon. To the right of the search bar is a 'Filtering results for:' dropdown menu showing '336D L' and 'Add Serial'.

After registering your machine model to the system, the checkmark next to 330DL shows that your machine is selected as shown in the example. While your machine is selected; 1) When you add the part number that you have already typed to the “Search” button, you can see whether it is compatible with the selected model. 2) If you type FILTER directly on the “Search” button on the left, you can only view filters that are compatible with your selected model 330DL.

You can remove your selected machine at any time by using the “Deselect” option. In this case, there is an area in the basket where you can see which machine models your spare parts are compatible with.

A dropdown menu with a white background and a black border. It contains four options: 'CHANGE', 'EDIT', 'ADD EQUIPMENT', and 'DESELECT'. The menu is open, showing the options. To the left of the menu, the text 'TS. LEA' is partially visible.

ADDING PRODUCTS TO THE BASKET

1R-1808: Advanced Efficiency Engine Oil Filter

parts.cat.com/en/amurmachinery/1R-1808

Amur Machinery CAT

CATEGORIES SIS QUICK ORDER PARTS MANUALS MORE

Khabarovsk stock

Search Enter part #, keyword, etc. Filtering results for: 3360 L Add Ser

1R-1808: Advanced Efficiency Engine Oil Filter

1R-1808: ADVANCE ENGINE OIL FILTER

Brand: Cat

1 (Was ₺3,150.00 RUB)

WILL IT FIT MY EQUIPMENT?
Try adding a serial number

Quantity

2

ADD TO CART

Availability : ? Save to List

Other definitions and explanations you may encounter in stock status information are as follows.

a) Representation to be contacted: The part may be abroad or in production, you can contact your sales representative. b) CAT Europe: The part will come from Belgian stocks, the shortest delivery time is 5 days. c) In Stock: The part is available in the warehouse of your region. d) If the part is available in our other domestic warehouses/ stock, the warehouse name and delivery time are specified.

For example, if you choose filter 1R-1808, you can see the price of the filter in the area marked with

-1. You can see if the part is in stock in the area marked with

-2. Select the "ADD TO CART" tab and proceed to the next step.

BORUSAN CAT

CONFIRM YOUR BASKET

^ ORDER INFORMATION

* Account:
SM0009271-Интернет Магазин Контраген

* Dealer Store:
Khabarovsk stock

Equipment:
Enter your serial number here

* Order Type:

- ☒ Emergency (AVIA)
☐ Standard (Railway)



Select the order type as
"Quick/Fast Delivery".

price and/or availability change.

UPDATE PRICE & AVAILABILITY

Required to proceed to checkout

Select the latest date you should receive
the part. (For example, if you need the part to
be delivered in 5 days at the latest, choose
5 days from the date you are at.)

^ ITEMS IN YOUR CART

PROCEED TO SUMMARY &
PAYMENT PAGE

☒ Show more details

Quantity

☒ Show Images

Item

Weight

Availability

Unit Price (RUB)

Total Price (RUB)

1) x - 1 +



1R-1808: Advanced Efficiency Engine Oil Filter



WARNING

1.84 kg

1 in
stock

₽2,992.50
(Was ₽3,150.00)

₽2,992.50

ORDER FORMATION/GENERATION

Amur Machinery



▼ CATEGORIES SIS QUICK ORDER PARTS MANUALS ▼ MORE

📍 Khabarovsk stock

👤 Интернет Магазин
DCN: #SM0009271



SKIP THIS STEP. SET PREFERENCES & STREAMLINE YOUR SHOPPING [HERE!](#)

Shopping Cart

Pickup & Delivery

Summary & Payment

PICKUP & DELIVERY

PICKUP & DELIVERY INFORMATION

[CONTINUE TO SUMMARY & PAYMENT](#)

Once you have confirmed your cart, you will be directed to this page for delivery information. You can review the contents of the delivery options below.

PURCHASE: This tab must be selected in order to receive the part from the warehouse of your region. You can specify the note you want to send to the warehouse in the "Special Instructions" column. (Example: X person will receive my order from our company.)

MAKE THE SHIPMENT TO ME: In your order, the shipments we make to your construction sites are also valid in our online system. When you choose this option, your purchase will reach the construction site addresses registered to your company name. The part you ordered will be shipped to the address you chose.

In the "invoice management" option, your payment method registered in Borusan Cat is valid. Your choice here will not create any confusion.

 **BORUSAN**



ORDER FORMATION/GENERATION

Amur Machinery



▼ CATEGORIES SIS QUICK ORDER PARTS MANUALS ▼ MORE

📍 Khabarovsk stock

👤 Интернет Магазин
DCN: #SM0009271



[Shopping Cart](#)

[Pickup & Delivery](#)

[Summary & Payment](#)

SUMMARY & PAYMENT

📄 EXPORT 🖨️ PRINT

ORDER INFORMATION

ACCOUNT NUMBER

SM0009271 - SM0009271-Интернет Магазин Контрагент

DEALER STORE

Khabarovsk stock

ORDER TYPE

Standard (Railway)

ORDERED BY

Интернет Магазин
mkhudyshkin@gmail.com
89842820425

[EDIT](#) ✎

PAYMENT INFORMATION

BILLING METHOD*

Cash/Check ▼

BILLING ADDRESS

Интернет Магазин Контрагент
Запарина пер, 32
1
Хабаровский Край 680011
Russian Federation

PURCHASE ORDER NUMBER (Optional)

When all steps are completed, the Order Summary Screen will appear and provide you with the information you have entered into the system. If you see an error, you can return to the previous pages as you would do at your normal internet shopping. If the information is correct, you can complete your order by clicking the "ORDER" button on the right.

BORUSAN

